

Dear Customer

Congratulations on the purchase of your new item of furniture. Please make sure it is used in an appropriate manner and take note of the following instructions.

Please carefully read the enclosed Assembly Instructions and follow these step by step, as we cannot accept any liability for assembly mistakes on your part.

In order to avoid scratches on the furniture or its parts, please place these on a suitably soft surface during assembly.

Please use only the enclosed fittings and spare parts which conform to the indicated assembly steps.

Standard castors are suitable for carpet floors. However, for laminate, cork and parquet floors we recommend the use of special hard floor castors and, in addition, a floor protection mat. In case this instruction is disregarded we cannot accept any liability for possible damages resulting from this.

Faultless functioning of your furniture item can only be guaranteed if this is properly erected both vertically and horizontally. You may have to adjust the floor so that the furniture stands in a secure and level position and does not wobble.

If the furniture is to be mounted on a wall it is imperative for you to check the wall's adequate bearing strength before assembly, because the assembly material supplied with the furniture may only be used for solid brick walls.

In order to ensure lasting stability, all screws and carrying connecting parts should be tightened after approx. 5-6 weeks.

All electrical installations have been manufactured according to the following legal standards and regulations: VDE, CE and MM. Therefore, the wattage and voltage to be used for the light bulbs is always indicated on the lamp holder. In order to avoid fire hazard please take note of the following instructions:

1. Always only use the maximum wattage indicated!
2. Do not cover the light and make sure that the light bulbs do not touch the furniture!
3. Avoid heat accumulation!

All drawers and extensions must be secured with the supplied fittings to prevent them from falling out.

The doors have been pre-adjusted in the factory but they may have to be readjusted or realigned, depending on the prevailing local conditions. Do not open doors more than 90°. Exempted from this are doors with special 180° hinges.

Please make sure that shelves do not get jammed when inserting or removing as this may cause damage to the furniture elements. Equally, sharp-edged or pointed items as well as banging down the furniture item may result in damages or glass breakage.

Please do not use any scouring or solvent-containing cleansing agents and always clean your furniture with either a duster or a damp cloth only.

We exclusively use water-based and UV varnishes only. The chipboard material used has been awarded the rating „ecologically friendly“ by the TÜV (German Technical Inspection Authority).

Due to our ecologically sound manufacturing process and our efficient use of natural resources, our complete range of products has been awarded the environmental „Blue Angel“ label by the Federal Environment Agency.

All our products are exclusively made in Germany.








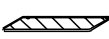


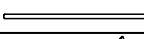



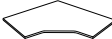


made in **GERMANY**



# Weight Chart

valid for components in the robe area  
(Please see additional load values on the appropriate article lists)

| Maximum Admissible Weight for:                               |   | kg   |
|--|---|------|
| Shelf up width 100 cm, 16 mm thickness                       |    | 7,5  |
| Shelf up width 100 cm, 18 mm thickness                       |    | 10   |
| Shelf up width 130 cm, 22 mm thickness                       |    | 40   |
| Shelf up width 150 cm, 22 mm thickness                       |    | 40   |
| All Panorama shelves, 22 mm thickness                        |    | 15   |
| Shelf 16 mm  |   | 25   |
| Corner shelf with fitted hanging rail                        |  | 40   |
| Glas shelf up to width 50 cm, 5 mm thickness                 |  | 12,5 |
| Glas shelf supporters (for beds)                             |  | 7,5  |
| Extension shelf up to width 100 cm                           |  | 10   |
| Hanging rail up to width 130 cm                              |  | 40   |
| Clothes hook   |  | 15   |
| Clothes lift   |  | 10   |
| TV-base width 50 - 120 cm                                    |   | 50   |
| TV swivel extension board                                    |  | 40   |
| Overbed hanging robes width 140 - 200 cm*                    |   | 10   |
| Drawer up to width 120 cm, 17mm ball extension               |   | 6    |
| Drawer up to width 120 cm, 27mm ball extension               |   | 10   |
| Drawer (plastic rail) width 45 - 120 cm                      |   | 6    |
| Under drawer telescopic extension (combi-wardrobes)          |   | 15   |
| Under drawer telescopic extension (bedside tables/cupboards) |   | 6    |
| Writing board of corner robe width 120 cm                    |  | 50   |
| *per shelf   |   |      |

As of 22.11.2011